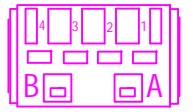
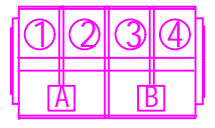


1	2024.08.24	A
---	------------	---

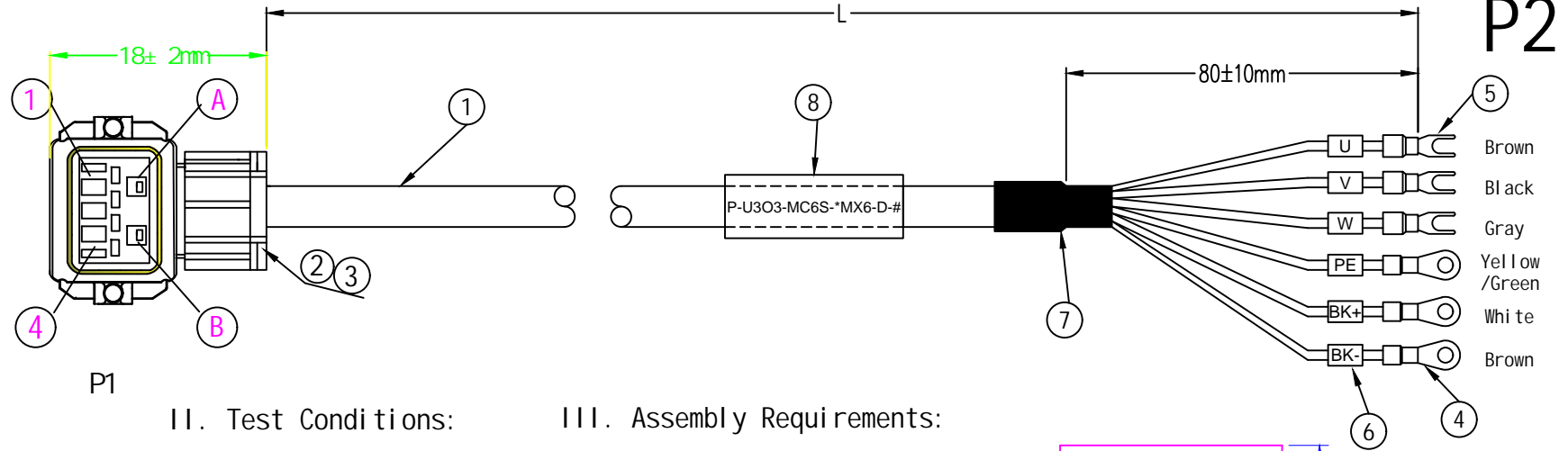
P1



Front view



Insert view



I. Wiring Table

P1	Color	Marker	P2
3	Brown	U	U Terminal
1	Black	V	U Terminal
2	Gray	W	U Terminal
4	Yellow /Green	PE	0 Terminal
A	White	BK+	0 Terminal
B	Brown	BK-	0 Terminal

II. Test Conditions:

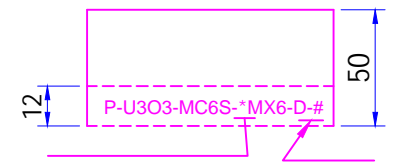
- 100% Open & Short Circuit Test
- Withstand Voltage Test: DC 300V
- Continuity Impedance: < 5
- Insulation Resistance: 300 M

III. Assembly Requirements:

- P2 terminal crimp free of deformation, crack or stray wires.
- Fit heat shrink tube before P1 assembly; wire shall not slip after locking.
- Thread serrated marker tube by wire color before crimping; no missing/wrong threading.

IV. Packaging:

- Coil dimension: 120±20 mm, then secure with black cable ties;
- Place the coiled cable into a PE zipper bag.

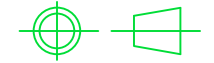


Length:
*M = Meters
Examples:
3M=3m, 5M=5m, 10M=10m

1: Standard flex, 2M cycles
2: High flex, 5M cycles
3: Ultra flex, 10M cycles

NO.	DESCRIPTION	Q'TY	UNIT
8	Label: 50×12×35, t0.03, white opaque PET sticker	1	PCS
7	Heat shrink tube, ID8.0, heavy-wall 600V, black	1	PCS
6	Marker tube, ID1.0, L15mm, PVC serrated, print U,V,W,PE	6	PCS
5	Terminal: SV1.25-4S U-terminal, red insulator	3	PCS
4	Terminal: RV1.25-4S 0-terminal, red insulator	3	PCS
3	Terminal: SUNCHU FMCK6012220	1	PCS
2	Connector: SUNCHU SC-MC6S-AC20-00	1	PCS
1	Cable 4C×0.5mm ² +2C×0.2mm ² , OD6.8, ultra-flex 10M cycles, orange	X	M
	Cable 4C×0.5mm ² +2C×0.2mm ² , OD6.8, high-flex 5M cycles, orange	X	M
	Cable 4C×0.5mm ² +2C×0.2mm ² , OD6.8, standard-flex 2M cycles, black	X	M

0 L 1000mm	± 20	3000 L 5000mm	± 60	10000 L 15000mm	± 200
1000 L 3000mm	± 40	5000 L 10000mm	± 100	15000 L 20000mm	± 300



2024.08.24	Unit	mm	A	1/1
------------	------	----	---	-----

Model P-U3O3-MC6S-*MX6-D-#

Spec: VD3E low-power with brake wiring, SC-MC6S-AC20-00 6P elbow to 3E+30 terminal
4C*O.50mm²+2C*O.2mm²

NO.	DESCRIPTION	Q'TY	UNIT
-----	-------------	------	------